




Metric Molded Butt Fittings

PE 100 HDPE

	Specification(mm)	Specification(mm)
Equal Tee	SDR 11	SDR 17
	50	355
	63	400
	75	
	90	
	110	
	125	
	140	
	160	
	180	
	200	
	225	
	250	
280		
315		
	Specification(mm)	Specification(mm)
Reducing Tee	SDR 11	SDR 17
	50x32	355x160
	50x40	355x180
	63x25	355x200
	63x32	400x110
	63x40	400x160
	63x50	400x200
	75x32	400x250
	75x40	400x315
	75x50	400x355
	75x63	
	90x32	
	90x40	
	90x50	
	90x63	
	90x75	
	110x32	
	110x40	
	110x50	
	110x63	
	110x75	
	110x90	
	125x63	
	125x75	
	125x90	
125x110		
160x50		



Metric Molded Butt Fittings

PE 100 HDPE

	Specification(mm)	Specification(mm)
	SDR 11	SDR 17
	160x63	
	160x75	
	160x90	
	160x110	
	160x125	
	200x63	
	200x75	
	200x90	
	200x110	
	200x125	
	200x160	
	225x110	
	225x125	
	225x140	
	225x160	
	225x180	
	225x200	
	250x90	
	250x110	
	250x125	
	250x160	
	250x200	
	280x110	
	280x125	
	280x140	
	280x160	
	280x180	
	280x200	
	280x225	
	280x250	
	315x110	
	315x160	
315x200		
315x225		
315x250		


Metric Molded Butt Fittings

PE 100 HDPE

	Specification(mm)	Specification(mm)
90 Elbow	SDR 11	SDR 17
	20	400
	25	
	32	
	40	
	50	
	63	
	75	
	90	
	110	
	125	
	140	
	160	
	200	
	225	
250		
315		
	Specification(mm)	Specification(mm)
45 Elbow	SDR 11	SDR 17
	75	
	90	
	110	
	125	
	160	
	200	
	250	

Metric Molded Butt Fittings

PE 100 HDPE

	Specification(mm)	Specification(mm)
	SDR 11	SDR 17
	50x32	400x160
	50x40	400x200
	63x32	400x250
	63x40	400x315
	63x50	400x355
	75x40	
	75x50	
	75x63	
	90x32	
	90x40	
	90x50	
	90x63	
	90x75	
	110x40	
	110x50	
	110x63	
	110x75	
	110x90	
	125x50	
	125x63	
	125x75	
	125x90	
	125x110	
	160x50	
	160x63	
	160x75	
	160x90	
	160x110	
	160x125	
	160x140	
	180x140	
	180x160	
200x63		
200x75		
200x90		
200x110		
200x125		
200x160		
200x180		
225x110		
225x160		
225x180		
225x200		
250x110		

Metric Molded Butt Fittings

PE 100 HDPE

	Specification(mm)	Specification(mm)
Reducer (cont.)	SDR 11	SDR 17
	250x125	
	250x160	
	250x180	
	250x200	
	250x225	
	280x110	
	280x125	
	280x140	
	280x160	
	280x180	
	280x200	
	280x225	
	280x250	
	315x160	
	315x200	
	315x225	
	315x250	
315x280		
	Specification(mm)	Specification(mm)
Stub Flange	SDR 11	SDR 17
	40	355
	50	400
	63	450
	75	500
	90	560
	110	630
	125	
	140	
	160	
	180	
	200	
	225	
	250	
	280	
315		

Metric Molded Butt Fittings

PE 100 HDPE

	Specification(mm)	Specification(mm)
End Cap	SDR 11	SDR 17
	20	355
	25	400
	32	450
	40	500
	50	560
	63	630
	75	
	90	
	110	
	125	
	140	
	160	
	180	
	200	
	225	
	250	
	280	
315		